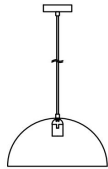
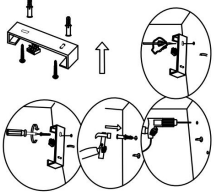
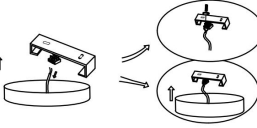
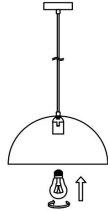
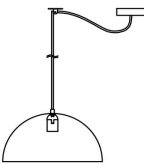
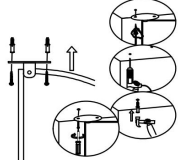
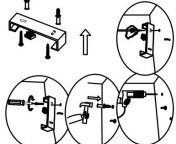
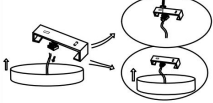
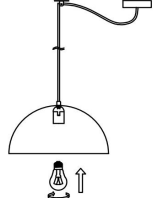
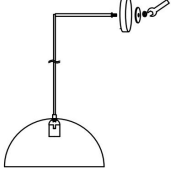
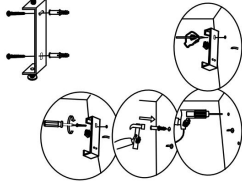
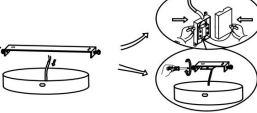
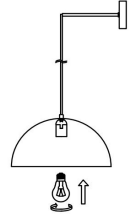



<p>A</p>  <p>NO.1</p>	<p>A</p>  <p>NO.2</p>	<p>A</p>  <p>NO.3</p>	<p>A</p>  <p>NO.4</p>	
<p>B</p>  <p>NO.1</p>	<p>B</p>  <p>NO.2</p>	<p>B</p>  <p>NO.3</p>	<p>B</p>  <p>NO.4</p>	<p>B</p>  <p>NO.5</p>
<p>C</p>  <p>NO.1</p>	<p>C</p>  <p>NO.2</p>	<p>C</p>  <p>NO.3</p>	<p>C</p>  <p>NO.4</p>	

Technical drawings showing dimensions for three configurations:

- A:** Total height 200-300, shade diameter 335, mounting bracket diameter 100.
- B:** Total height 200-200, shade diameter 335, mounting bracket diameter 100, curved arm length 100.
- C:** Total height 200-280, shade diameter 335, mounting bracket diameter 100, horizontal arm length 200.



1xE27 40W

Model: MOD168PL-01W

Collection: Modern

Series: Basic colors

Pendant Lamps

This product contains a light source of energy efficiency class